

can-am

CAN-AMOFFROAD.COM



can-am

OFF-ROAD LINEUP

Printed in EU. P/N: 323208050



©2019 Bombardier Recreational Products Inc. (BRP). All rights reserved. [™] and the BRP logo are registered trademarks of BRP or its affiliates. [†]Visco-Lok is a trademark of GKN Vicodrive GmbH. [‡]All other trademarks are the property of their respective owners. Because of our ongoing commitment to product quality and innovation, BRP reserves the right at any time to discontinue or change specifications, price, design, features, models or equipment without incurring any obligation. Some models depicted may include optional equipment. BRP highly recommends that all ATV drivers take a training course. ATVs can be hazardous to operate. For your safety: always wear a helmet, eye protection, and other protective clothing. Always remember that riding and alcohol/drugs don't mix. Passenger must be at least 12 years old and able to hold handgrips and plant feet while seated against the backrest. Never carry passengers on any ATV not specifically designed by the manufacturer for such use. Never engage in stunt driving. Avoid excessive speeds and be particularly careful on difficult terrain. Read the side-by-side vehicle (SSV) Operator's Guide and watch the Safety DVD before driving. Fasten lateral net and seat belt at all times. BRP urges you to "TREAD LIGHTLY" on public and private lands. Preserve your future riding opportunities by showing respect for the environment, local laws and the rights of others when you ride. Photo taken outside the European Union, on private or authorized terrain. Ride responsibly, only in authorized locations, and respect the regulations applicable in your country. Respect the environment and other users. Some models and accessories depicted may not be available (or homologated) in your country. Specifications for EC-homologated units may differ slightly from specifications mentioned herein.

WE'RE BUILT FOR THIS

THE 2020 CAN-AM LINEUP



OUTLANDER 650/1000

One ride and you'll agree:
It's the world's best ATV.

RENEGADE

Performance, handling and stability
second to none.

TRAXTER

Fully revised with heavy-duty
jobs in mind.

MAVERICK TRAIL

50 inches wide with unlimited
potential for adventure.

MAVERICK SPORT

Unbeatable blend of power,
handling and capability.

MAVERICK

Ultimate off-road performance
and thrills—times four.

COMMANDER*

* Not available in EMEA region.

OUTLANDER 450/570

Unbelievable all-around power,
comfort and capability.

HERE'S TO A NEW EXPERIENCE OFF-ROAD

From the instant you fire one up and head out, you'll notice things are different on a Can-Am. Here, innovation and progress stop for nothing. Weather? Seasons? Difficult terrain? Tough jobs? If you can dream it, we've probably done it. Now it's your turn.



can-am

SSV

- 6 Traxter
- 12 Maverick
- 16 Maverick Sport
- 20 Maverick Trail

THE NEW TRAXTER:
DO IT WELL, AND
THEN SOME.

6

ATV

- 24 Outlander 450/570
- 30 Outlander 650/1000
- 38 Renegade
- 39 DS Youth
- 40 Exclusive
Can-Am Features

DESIGNED FROM THE RIDER
DOWN, FOR ANYTHING:
THE 2020 OUTLANDER.

24

ONLY CAN-AM ACCESSORIES OFFER TRUE:



FIT &
COMPATIBILITY



QUALITY &
RELIABILITY



STYLE &
VISION

SEE OUR LINEUP
OF ACCESSORIES,
GENUINE PARTS,
AND RIDING GEAR
ONLINE OR AT A
CAN-AM DEALER.



BUILT FOR THOSE WHO RIDE TO FEEL ALIVE
& CONNECTED TO THE LAND.

SSV

TRAXTER
MAVERICK
MAVERICK SPORT
MAVERICK TRAIL



ADAPT YOUR CAN-AM SSV FOR NEARLY
ANYTHING—THRILL RIDES, CHORES &
THE HUNT—IN A FEW CLICKS.

OUR COMPLETE RANGE OF ACCESSORIES ARE ONLINE
— VISIT [CAN-AMOFFROAD.COM](https://can-amoffroad.com) FOR DETAILS



NEW 2020 TRAXTER: REDESIGNED WITH STRENGTH TO SPARE.

Ready to do more? Here are just the highlights: Up to 82 horsepower and class-leading 94 Nm of torque, 1,134 kg towing and 680 kg payload. Redesigned suspension. Stronger frame. The revised Traxter is ready to get it done—with capability to spare.

GET COMFORTABLE

When the work is done, rides shouldn't be a chore. That's why Traxter is engineered for refinement, even if you're towing at capacity on an adventure. From its improved insulation to thicker firewall, redesigned exhaust, and CVT cover, Traxter lets its work speak for itself.

REDESIGNED DOUBLE A-ARM SUSPENSION

The spec sheet is one thing; reality is another. That's why the revised Traxter rises to any challenge with up to 11 inches of suspension travel and 13" of ground clearance. You can credit the new 64" (162.6 cm) Arched Double A-Arm front and 64" (162.6 cm) Arched Trailing Tube Arm (TTA) rear suspension for better stability, a surefooted response, and improved strength.

MOST RIGID FRAME

Reinforced from its dual phase steel frame on up, the new Traxter is 30% more rigid with less overall weight—despite adding several key reinforcements.

TRUE CAN-AM DNA

Starting at the front, check out the redesigned hood and grille for better cooling. Inside, a new 4.5" (11.4 cm) display or a 7.6" (19.3 cm) display with keypad ensure essential functions are always at hand.

MADE STRONG &
READY TO TAKE
YOUR BEST WORK
ANYWHERE

INDUSTRY
CLASS-LEADING

94

NM OF TORQUE

• 30% LARGER
RADIATOR

UP TO

82

HORSEPOWER

3 ROTAX ENGINES

• EFFICIENT HD5
• CAPABLE HD8
• CLASS-LEADING HD10

UP TO

13"

[33 CM]
GROUND CLEARANCE

• REDESIGNED
SUSPENSION
• NEW ARCHED
A-ARMS

30%

INCREASED
FRAME RIGIDITY

• TOW UP TO 1,134 KG
• LIGHTER DUAL
PHASE STEEL



PEACE OF MIND
COMES STANDARD



EXPLORE TRAXTER LINEUP



TRAXTER DPS

DO IT ALL, AND THEN SOME.

The toughest, most capable Can-Am ever—exceptional work abilities and adaptable to any use at a price too good to pass up.

TRAXTER MAX DPS

TAKE THE REIGNS.

Dynamic Power Steering (DPS) makes for a workhorse that drives well at every turn. Fill the adaptable storage, engage 4WD, and drive the best without stretching your wallet.

TRAXTER XT

EQUIPPED TO GET IT DONE.

Full exterior protection and factory installed winch plus choice accessories from bumper to bumper—the Defender XT is ready when you are.

TRAXTER X mr

FORCE OF NATURE.

Torture-tested to dominate changeable conditions, this workhorse is mud-ready from winch to tail, including snorkeled intakes and Smart-Lok.



TRAXTER DPS HD8




TRAXTER MAX DPS HD8



TRAXTER XT HD10




TRAXTER X mr HD10

| Engines | KEY FEATURES | |
|-------------------------|------------------------------------------------------------------------------------------------------------------------|-------------------------------------------------------------------------------------|
| | TRAXTER DPS HD8 | |
| | Rotax engine options | HD8 |
| | Horsepower | 50 hp |
| | PRO-TORQ Transmission with Quick Response System (QRS), High Air Flow Ventilation and Electronic Drive Belt Protection | x |
| | Drive train | Selectable Turf Mode / 2WD / 4WD with Visco-Lok QE auto-locking front differential |
| | Tri-Mode Dynamic Power Steering (DPS) | x |
| Tires / Suspension | Speed Category | |
| | Double A-arm front suspension / TTA rear suspension with sway bar | x |
| | Tires / Wheels | 27-in. Maxxis Bighorn 2.0 / 14-in. cast-aluminum |
| | Length / Width / Height* | 307.1 x 157.5 x 193 cm |
| Dimensions / Capacities | Ground Clearance | 28 cm |
| | 1,000 lb (454 kg) Cargo Box Capacity* / 2,500 lb (1,134 kg) Towing Capacity* | x |
| | 40 L Fuel Capacity | x |
| | VERSA-PRO Bench Seat with Flip-Up Passenger Seats, Underside Hooks and Contoured Bench | x |
| Features | 2" (5 cm) Hitch Receiver and Adjustable Tilt Steering | x |
| | Winch | |
| | Bumpers | Integrated front steel bumper |
| | Protection | HMWPE central skid plate |
| | Color Options |  |

| TRAXTER MAX DPS HD8 | |
|------------------------------------------------------------------------------------|---------------------------------------------------------------------------------------|
| HD8 | |
| 50 hp | |
| x | |
| Selectable Turf Mode / 2WD / 4WD with Visco-Lok QE auto-locking front differential | |
| x | |
| | |
| x | |
| 27-in. Maxxis Bighorn 2.0 / 14-in. cast-aluminum | |
| 389.6 x 161.2 x x 193 cm | |
| 28 cm | |
| x | |
| x | |
| x | |
| x | |
| Integrated front steel bumper | |
| HMWPE central skid plate | |
| |  |




| TRAXTER XT HD10 | |
|------------------------------------------------------------------------------------|---------------------------------------------------------------------------------------|
| HD10 | |
| 82 hp | |
| x | |
| Selectable Turf Mode / 2WD / 4WD with Visco-Lok QE auto-locking front differential | |
| x | |
| | |
| Arched double A-arm/Arched TTA with external sway bar | |
| 27-in. Maxxis Bighorn 2.0 / 14-in. cast-aluminum | |
| 319,4 x 162.5 x 203.2 cm | |
| 33 cm | |
| x | |
| x | |
| x | |
| x | |
| 2,041 kg winch with roller fairlead | |
| XT front bumper | |
| HMWPE full skid plate, full hard roof | |
| |  |

| TRAXTER X mr HD10 | |
|-----------------------------------------------------------------------------------------|---------------------------------------------------------------------------------------|
| HD10 | |
| 82 hp | |
| x | |
| Selectable Turf Mode / 2WD / 4WD TRAIL / 4WD MUD with exclusive Smart-Lok** technology. | |
| x | |
| | |
| Arched double A-arm with sway bar/Arched TTA with external sway bar | |
| 30-in. ITP Cryptid / 14-in. cast-aluminum | |
| 328.6 x 162.5 x 208.3 cm | |
| 38.1 cm | |
| x | |
| x | |
| x | |
| x | |
| 2,041 kg winch with synthetic rope and aluminum fairlead | |
| Heavy-duty front steel bumper | |
| HMWPE full skid plate, aluminum rock sliders, mudguards | |
| |  |

**Smart-Lok was developed in conjunction with TEAM Industries, a market leader in the drive train industry



COLOR CHART

-  Green
-  Hyper Silver
-  Iron Gray & Manta Green



TRAXTER T

HARD ON WORK.
EASY ON YOUR WALLET.



We made it tough, capable and clever to excel at everything you demand of it. You'll feel the difference as soon as you sit in and pull away.



TRAXTER HD5 T



TRAXTER HD8 T

| Engines | KEY FEATURES | | TRAXTER HD5 T | TRAXTER HD8 T |
|-------------------------|------------------------------------------------------------------------------------------------------------------------|--|-------------------------------------------------------------------------------------|---------------------------------------------------------------------------------------|
| | Rotax engine options | | HD5 | HD8 |
| | Horsepower | | 38 hp | 50 hp |
| | PRO-TORQ Transmission with Quick Response System (QRS), High Air Flow Ventilation and Electronic Drive Belt Protection | | CVT, P / R / N / H / L, standard engine braking | x |
| | Drive train | | Selectable 2WD / 4WD with Visco-Lok auto-locking front differential | Selectable Turf Mode / 2WD/ 4 WD with Visco-Lok auto-locking front differential |
| | Tri-Mode Dynamic Power Steering (DPS) | | | |
| Tires / Suspension | Speed Category | | Up to 60 km/h | Up to 60 km/h |
| | "Double A-arm front suspension / TTA rear suspension with sway bar" | | x | x |
| Dimensions / Capacities | Tires / Wheels | | 25-in. Maxxis M923J / 12-in. steel | 27-in. Maxxis Coronado / 14-in. cast-aluminium |
| | Length / Width / Height* | | 305 x 157.5 x 191.8 cm | 305 x 157.5 x 193 cm |
| | Ground Clearance | | 26.7 cm | 28 cm |
| | 1,000 lb (454 kg) Cargo Box Capacity* / 2,500 lb (1,134 kg) Towing Capacity* | | 272 kg/680 kg | x |
| | 40 L Fuel Capacity | | x | x |
| Features | VERSA-PRO Bench Seat with Flip-Up Passenger Seats, Underside Hooks and Contoured Bench | | x | x |
| | 2" (5 cm) Hitch Receiver and Adjustable Tilt Steering | | x | x |
| | Winch | | Prewired | Prewired |
| | Bumpers | | Integrated front steel bumper | Integrated front steel bumper |
| | Protection | | Central HMW skid plate | Central HMW skid plate |
| | Color Options | |  |  |



TRAXTER MAX DPS T

TAKE IT ON, BRING IT ALONG.

Comfortable Power Steering turns the Traxter MAX into a workhorse that makes your job even easier. With the heavy-duty Rotax engine, capacity of 6 persons, adaptable storage and Visco Lok QE 4WD you get it done.



TRAXTER MAX DPS HD10 T

| TRAXTER MAX DPS HD10 T | |
|------------------------------------------------------------------------------------|--|
| HD10 | |
| 82 hp | |
| x | |
| Selectable Turf Mode / 2WD / 4WD with Visco-Lok QE auto-locking front differential | |
| x | |
| Up to 60 km/h | |
| x | |
| 27-in. Maxxis Coronado / 14-in. cast-aluminium | |
| 389.6 x 161.2 x x 193 cm | |
| 28 cm | |
| x | |
| x | |
| x | |
| Prewired | |
| Integrated front steel bumper | |
| Central HMW skid plate | |

TRAXTER PRO

READY TO TAKE ON THE JOB.

The Traxter PRO comes equipped with many factory-installed accessories including 27" Maxxis Coronado tires mounted on 14" wheels, Warn winch and Tri-Mode Dynamic Power Steering for better handling and steering.




TRAXTER PRO HD8 T

| TRAXTER PRO HD8 T | |
|------------------------------------------------------------------------------------|--|
| HD8 | |
| 50 hp | |
| x | |
| Selectable Turf Mode / 2WD / 4WD with Visco-Lok QE auto-locking front differential | |
| x | |
| Up to 60 km/h | |
| x | |
| 27-in. Maxxis Coronado / 14-in. cast-aluminium | |
| 305 x 157.5 x 193 cm | |
| 28 cm | |
| x | |
| x | |
| x | |
| x | |
| 2,041 kg winch with roller fairlead | |
| Integrated front steel bumper | |
| Full skid plate | |





TRAXTER PRO HD10 T

| TRAXTER PRO HD10 T | |
|------------------------------------------------------------------------------------|--|
| HD10 | |
| 82 hp | |
| x | |
| Selectable Turf Mode / 2WD / 4WD with Visco-Lok QE auto-locking front differential | |
| x | |
| Up to 60 km/h | |
| x | |
| 27-in. Maxxis Coronado / 14-in. cast-aluminium | |
| 305 x 157.5 x 193 cm | |
| 28 cm | |
| x | |
| x | |
| x | |
| x | |
| 2,041 kg winch with roller fairlead | |
| Integrated front steel bumper | |
| Full skid plate | |



COLOR CHART

-  Green
-  Hyper Silver

THIS IS HOW
HIGH WE'VE
SET THE BAR...
AGAIN

195

HORSEPOWER

TURBO RR ENGINE

- STRONGER PISTONS,
LARGER TURBO &
INTERCOOLER
- REVISED COOLING

UP TO

16"

[41 CM]

GROUND CLEARANCE

- ON 72" [183 CM]
X-PACKAGE
MODELS

AVAILABLE

32"

TIRES

- ON X RC
- AVAILABLE
15-IN BEADLOCK
WHEELS

UP TO

24"

[61 CM]

SUSPENSION TRAVEL

- INDUSTRY-LEADING
TRAVEL FOR BEST
COMFORT, IMPACT
ABSORPTION

GET AN INDUSTRY-LEADING
195 HORSEPOWER TO THRILL.

The Maverick wasn't built for leisurely drives in the countryside. It was built to make your eyeballs rattle in your head. From its aggressive future-forward design to its Ergo-Lok[®] cockpit that puts the driver at the heart of the vehicle, it's engineered to feast on any terrain with up to 195 turbocharged horsepower.

**TURBO RR
ENGINE**

The new Turbo RR with 195 horsepower is a chart-topper from Day 1 with more durable pistons, larger turbocharger and injectors, a less restrictive airbox, new intercooler and increased cooling capacity.

**NEW SUSPENSION
CALIBRATION
ON 72" MODELS**

Get up to 16 inches (40.6 cm) of ground clearance, with revised suspension that adds 1 inch (2.5 cm) of clearance to the Maverick to stand tall over any challenge or terrain. Adjust the dampers to tune the ride for anywhere you roam.

LOWER ENTRY PRICE

Without question, you're looking at the highest performance-per-dollar off-road machine—0-60 mph in 4.4 sec for the Maverick DS, and hundreds of available accessories to create your perfect Maverick.

EXPLORE
MAVERICK
LINEUP



MAVERICK X rs

BUILT FOR THE VICTORY LAP.

Run at the front of any pack with 195 horsepower, FOX 3.0 PODIUM RC2 with bypass suspension, Smart-Lok differential featuring Trail Activ mode—and up to 4 seats.



MAVERICK X rs

MAVERICK X ds

RACE ONLY YOUR PULSE.

Front and rear FOX HPG shocks are serious hardware to help you harness all 195 horses on any terrain, anywhere—and do it all again tomorrow.



MAVERICK X ds

MAVERICK X rc

FULL OF ALTITUDE.

Conquer the last mile with rock-specific Smart-Lok differential tuning, upgraded FOX 3.0 PODIUM RC2 with bypass shocks, winch and full protection for whoops and rocky ridges alike.



MAVERICK X rc

| Engines | KEY FEATURES | MAVERICK X rs |
|----------------|-----------------------------------------------------------------------------------------------------|--------------------------------------------------------------------------------------------------------------------------------------------------------------|
| | Rotax Triple-Cylinder Engine Options | Turbo RR |
| | Horsepower | 195 hp |
| | Quick Response System (QRS) CVT with High Air Flow | x |
| | Turbocharged Triple-Cylinder Engine, Liquid Cooled and High-Performance Air Filter | x |
| Suspension | Drive train | Lockable Front Differential with Exclusive Smart-Lok* Technology. True 4-Mode Traction System: 2WD / 4WD with Front Diff. Lock / 4WD TRAIL ACTIV / 4WD TRAIL |
| | High torque Tri-Mode Dynamic Power Steering (DPS) | x |
| | Double A-Arm Front Suspension / 4-Link Torsional Trailing-Arm X (TTX) Rear Suspension with Sway Bar | x |
| | Shocks | FOX® 2.5 PODIUM RC2¹ Piggyback with Bypass / FOX® 3.0 PODIUM RC2¹ Piggyback with Bypass |
| | Suspension Travel | 22" (55.9 cm) / 24" (61 cm) |
| Tires / Wheels | Tires / Wheels | 30" Maxxis Bighorn 2.0¹ Tires / 14" Cast Aluminum Wheels |
| | Length / Width / Height | 335.3 x 184.7 x 174 cm |
| | Ground Clearance | 16" (40.6 cm) |
| Features | 200 lb (91 kg) Rack Capacity with LinQ Quick-Attach System | x |
| | Dual Phase 980 Steel Cage & Chassis | x |
| | RF Digitally Encoded Security System (D.E.S.S.™) with Start/ Stop button | x |
| | Protection | Integrated Front Bumper, Heavy-Duty HMWPE Full Skid Plate, Quarter Doors, Full Roof, 4-Point Harness with Shoulder Pads, Rear Tow Hook |
| | Color Options | |

| MAVERICK X ds |
|--------------------------------------------------------------------------------------------------------------------------------------------------------------|
| Turbo RR |
| 195 hp |
| x |
| x |
| Lockable Front Differential with Exclusive Smart-Lok* Technology. True 4-Mode Traction System: 2WD / 4WD with Front Diff. Lock / 4WD TRAIL ACTIV / 4WD TRAIL |
| x |
| x |
| FOX 2.5 Podium RC2 Piggyback |
| 22" (55.9 cm) / 22" (55.9 cm) |
| 30" Maxxis Bighorn 2.0¹ Tires / 14" Cast Aluminum Wheels |
| 335.3 x 162.5 x 166.9 cm |
| 14" (35,6 cm) |
| x |
| x |
| x |
| Integrated front bumper, quarter-doors, HMWPE full skid plate, rear tow hook |
| |

| MAVERICK X rc |
|--------------------------------------------------------------------------------------------------------------------------------------------------------------------------------------------------|
| Turbo RR |
| 195 hp |
| x |
| x |
| Lockable Front Differential with Exclusive Smart-Lok* Technology. True 4-Mode Traction System: 2WD / 4WD with Front Diff. Lock / 4WD ROCK / 4WD TRAIL |
| x |
| Trophy Truck Inspired Arched Double A-Arm with Sway Bar |
| FOX® 2.5 PODIUM RC2¹ Piggyback with Bypass / FOX® 3.0 PODIUM RC2¹ Remote Reservoir with Bypass |
| 22" (55.9 cm) / 24" (61 cm) |
| 32" Maxxis Liberty Tires / 15" Cast Aluminum Beadlock Wheels |
| 341.6 x 184.9 x 174 cm |
| 16" (40.6 cm) |
| x |
| x |
| x |
| Front Bumper, Heavy-Duty HMWPE Full Skid Plate with Differential and Under Bumper Skid Plates, Quarter Doors, UHMWPE Rock Sliders, HMWPE Front and Rear Suspension Arm Protectors, Rear Tow Hook |
| |



24 months
limited warranty.

COLOR CHART

- Hyper Silver, Intense Blue & Manta Green
- Iron Gray & Manta Green
- Carbon Black & Orange

can-am
MAVERICK SPORT



MAVERICK SPORT

ADVENTURE THAT TRAILS
NOTHING: THE SHARPEST,
FASTEST, MOST BALANCED
MAVERICK SPORT EVER.

ENGINEERED
FOR BIGGER
AND BETTER
ADVENTURES

AVAILABLE IN
50-64"
[127 TO 163 CM]
VEHICLE WIDTH

• FROM 50" [127 CM] TRAIL
MODELS TO 64" [163 CM]
PERFORMANCE

UP TO
95
HORSEPOWER

• CHOOSE FROM
800 [55HP]
1000 [75HP]
1000R [95HP]

UP TO
14^{.75}"
[37 CM]
SUSPENSION TRAVEL

• BEST COMFORT
AND IMPACT
ABSORPTION

can-am
MAVERICK TRAIL



You're looking at the latest Can-Am engineering and design, packed into a family of true go-anywhere Mavericks: the Maverick Trail and Maverick Sport. Available in three widths from a trail-ready 50 inches wide, with three Rotax engines up to 95 horsepower to choose from. Go from the trails, to the desert, to rocks...all in the same ride.

16 CAN-AM MAVERICK SPORT & TRAIL

DARING

When you put Can-Am DNA into a 60 (152.4 cm)–64" (162.6 cm) frame, you don't just get a Maverick Sport, you get a way of life. Total power, precision, and an unmatched ability to make difficult terrain more comfortable and enjoyable.

PRECISE

Precision is a word that gets tossed around a lot. It's why you can put the Maverick Trail or Sport exactly where you want it—with a longer wheelbase than the competition and sport-tuned suspension, precision is exactly what you get. You point, it goes.

CONFIDENT

Stability, capability, drivability... they're all the building blocks of confidence. It's what you want in a vehicle, so it's precisely what we put into the Maverick Sport.

CAN-AM MAVERICK SPORT & TRAIL 17



EXPLORE MAVERICK SPORT LINEUP



MAVERICK SPORT DPS

JUST WHEEL IT.

Up to 95 horsepower, with Dynamic Power Steering (DPS) to reign it all in. Steep climbs, straight blasts, and stunning views—what’s first?



MAVERICK SPORT 1000R

| Engines | KEY FEATURES | MAVERICK SPORT DPS |
|-------------------------|---------------------------------------------------------------------------------------------|-----------------------------------------------------------|
| | Rotax engine options | 1000R |
| | Horsepower | 95 hp |
| | Quick Response System (QRS), High Air Flow Ventilation and Electronic Drive Belt Protection | x |
| Suspension | Drive train | Selectable 2WD / 4WD with Visco-Lok QE Front Differential |
| | Tri-Mode Dynamic Power Steering (DPS) | x |
| | Speed Category | |
| | Double A-Arm Front Suspension / TTA Rear Suspension with Sway Bar | x |
| Tires / Wheels | Front and Rear FOX 2.0 PODIUM Shocks | x |
| | Suspension Travel | Front 29.2 cm/ Rear 30.5 cm |
| | Tires / Wheels | 27-in. Maxxis Bighorn 2.0 / 12-in. cast-aluminum |
| | Length / Width / Height* | 302.2 x 152.4 x 180.6 cm |
| Dimensions / Capacities | Ground Clearance | 30.5 cm |
| | 300 lb (136 kg) Cargo Box Capacity / 1,500 lb (680 kg) Towing Capacity* | X |
| | Electronic Hill Descent Control | x |
| | 2" (5 cm) Hitch Receiver | x |
| Features | Brake & Traction Control System | |
| | Color Options | |



MAVERICK SPORT 1000R T

| MAVERICK SPORT DPS T | | |
|----------------------|------------------------------------------------------|--|
| | 1000R | |
| | 95 hp | |
| | x | |
| | Selectable 2WD / 4WD with lockable rear differential | |
| | x | |
| | More than 60 km/h | |
| | x | |
| | x | |
| | Front 29.2 cm/ Rear 30.5 cm | |
| | 28-in. Maxxis Liberty / 14-in. cast-aluminum | |
| | 302.2 x 157.8 x 180.6 cm | |
| | 30.5 cm | |
| | x | |
| | x | |
| | 2-in. hitch receiver with tow ball | |
| | x | |



MAVERICK SPORT MAX 1000R T

| MAVERICK SPORT X rc | | |
|---------------------|----------------------------------------------------------|--|
| | 1000R | |
| | 95 hp | |
| | x | |
| | Selectable 2WD / 4WD with lockable rear differential | |
| | x | |
| | More than 60 km/h | |
| | x | |
| | FOX 2.0 PODIUM Piggyback with QS3 compression adjustment | |
| | Front 32 cm/ Rear 33 cm | |
| | 28-in. Maxxis Liberty / 14-in. cast-aluminum | |
| | 378.4 x 157.8 x 193.5 cm | |
| | 30.5 cm | |
| | x | |
| | x | |
| | 2-in. hitch receiver with tow ball | |
| | x | |



DID YOU KNOW?
Maverick Sport T is equipped with Brake and Traction Control System which maximize the vehicle's confidence, stability & grip in all terrains.

COLOR CHART

Can-Am Red



2-year
limited warranty.

EXPLORE MAVERICK TRAIL LINEUP



MAVERICK TRAIL

GREAT ADVENTURES AHEAD.

Built 50 inches wide and capable of going as far as you can: The most comfortable, agile, and adaptable Can-Am ever.

MAVERICK TRAIL DPS

TURN BY TURN.

Torque-rich Rotax power and confidence-inspiring Dynamic Power Steering (DPS) ensure complete control, comfort and capability beyond its 50" (127 cm) stance.



UP TO
60 km/h

MAVERICK TRAIL 800 T

| KEY FEATURES | |
|---------------------------------|---------------------------------------------------------------------------------------------|
| Engines | Rotax engine options |
| | Horsepower |
| | Quick Response System (QRS), High Air Flow Ventilation and Electronic Drive Belt Protection |
| | Drive train |
| Suspension | Tri-Mode Dynamic Power Steering (DPS) |
| | Speed Category |
| | Double A-Arm Front Suspension / TTA Rear Suspension with Sway Bar |
| Tires / Wheels | Front and Rear Twin Tube Gas Charged Shocks |
| | Suspension Travel |
| Dimensions | Tires / Wheels |
| | Length / Width / Height* |
| | Ground Clearance |
| Features | 136 kg Cargo Box Capacity / 680 kg Towing Capacity |
| | Electronic Hill Descent Control |
| | 2" (5 cm) Hitch Receiver and Adjustable Tilt Steering |
| | Protection |
| Brake & Traction Control System | |
| Color Options | |



OVER
60 km/h

MAVERICK TRAIL DPS 800/1000 T

| MAVERICK TRAIL DPS | | |
|--------------------|------------------------------------------------------------------------------------|------------------------------------------------------------------------------------|
| | 800 | 1000 |
| | 55 hp | 75 hp |
| | x | x |
| | Selectable 2WD / 4WD with lockable rear differential | Selectable 2WD / 4WD with lockable rear differential |
| | x | x |
| | More than 60 km/h | More than 60 km/h |
| | x | x |
| | x | x |
| | Front 25.4 cm/ Rear 26.7 cm | Front 25.4 cm/ Rear 26.7 cm |
| | 26-in. Carlisle ACT / 12-in. cast-aluminum | 26-in. Carlisle ACT / 12-in. cast-aluminum |
| | 300.5 x 157.8 x 175.5 cm | 300.5 x 157.8 x 175.5 cm |
| | 25.4 cm | 25.4 cm |
| | x | x |
| | x | x |
| | x | x |
| | Integrated front steel bumper, injected full body skid plates, mudguards, mudflaps | Integrated front steel bumper, injected full body skid plates, mudguards, mudflaps |
| x | | x |
| | | |



DID YOU KNOW?
Maverick Trail DPS T is equipped with Brake and Traction Control System which maximize the vehicle's confidence, stability & grip in all terrains

COLOR CHART

- Can-Am Red
- White

DESIGNED FROM THE RIDER DOWN TO SEE,
DO, & CHALLENGE ANYTHING OFF-ROAD.

ATV

OUTLANDER 450/570
OUTLANDER 650/1000
RENEGADE
DS



EVERY CAN-AM ATV IS READY
FOR ANYTHING.

— VISIT [CAN-AMOFFROAD.COM](https://can-amoffroad.com) FOR DETAILS



You're looking at one of the toughest and most robust ATVs on the market. The Outlander 450/570 is proven to deliver when adventure's around the corner, the job gets harder than expected, or the hunt is calling. Get big abilities—and class-leading power—no matter which Rotax engine you choose.

EVERYDAY
EFFICIENT
PERFORMANCE
THAT NEVER
SKIPS A BEAT

UP TO
48
HORSEPOWER

- EFFICIENT, HARDWORKING ROTAX ENGINES WITH 38 [450] OR 48 [570] HORSEPOWER

UP TO
750 KG
TOWING CAPACITY

- CAPABLE OF TOWING 750 KG TRAILER WITH BRAKES

163 KG
RACK CAPACITY

- STEEL RACKS WITH LINO QUICK-ATTACH SYSTEM FOR ACCESSORIES
- COMBINED 163 KG RACK CAPACITY (FRONT: 54 KG, REAR: 109 KG)

TOUGH

Tough and reliable, the Can-Am Outlander 450/570 is a workhorse that's just as durable as you are and can be outfitted for nearly any use.

CAPABLE

Enjoy the confidence that comes with a heavy-duty vehicle capable of keeping up with your toughest days and delivering an enjoyable ride, every time.

DESIGN

Outlander is distinctly built from the rider down, from its controls to the seating position and chassis layout optimized for all-day comfort.

EXPLORE
OUTLANDER
450/570
LINEUP



| | KEY FEATURES | | |
|-------------------------|------------------------------------------------------------------------------------------|-------------------------------------------|-------------------------------------------------------------------------------------|
| | OUTLANDER | | |
| Engines | Rotax engine options | 450 | 450 T 570 T |
| | Horsepower | 38 hp | 38 hp 48 hp |
| | Selectable 2WD / 4WD with Visco-Lok Front Differential | x | x x |
| | Tri-Mode Dynamic Power Steering (DPS) | | |
| | Speed Category | Up to 60 km/h Up to 60 km/h | |
| Suspension | Double A-Arm Front Suspension / Torsional Trailing Arm Independent (TTI) Rear Suspension | x | x x |
| | Shocks | Oil | Oil Oil |
| Tires / Wheels | Tires / Wheels | 25-in. Carlisle Trail Wolf / 12-in. steel | 25-in. Carlisle Trail Wolf / 12-in. steel 25-in. Carlisle Trail Wolf / 12-in. steel |
| | Length / Width / Height | 211 x 117 x 124 cm | 211 x 117 x 124 cm 211 x 117 x 124 cm |
| Dimensions / Capacities | Ground Clearance | 26.7 cm | 26.7 cm 26.7 cm |
| | Rack Capacity | Front: 45 kg / Rear: 90 kg | Front: 45 kg / Rear: 90 kg Front: 45 kg / Rear: 90 kg |
| | Towing Capacity | 590 kg | 750/335kg (with/without trailer brakes) 750/335kg (with/without trailer brakes) |
| Features | Intelligent Throttle Control (ITC) | x | x x |
| | Anti-Lock Braking System (ABS) | | |
| | Winch | Prewired | Prewired Prewired |
| | Color Options | Green | Viper Red Viper Red |

OUTLANDER

GET IT DONE FROM DAY 1.

Complete ride-anywhere versatility and cost-effective capability that carries your load—and then some.



OUTLANDER 450



OUTLANDER 450/570 T

OUTLANDER DPS

HANDLES WITH EASE.

Equipped with Dynamic Power Steering (DPS) for a smoother ride and more confident handling in all riding conditions.



OUTLANDER DPS



OUTLANDER MAX DPS

| OUTLANDER DPS 570 | | OUTLANDER MAX DPS 570 | |
|------------------------------------------------------------------------|--|------------------------------------------------------------------------|--|
| 570 | | 570 | |
| 48 hp | | 48 hp | |
| Selectable 2WD / 4WD with Visco-Lok QE auto-locking front differential | | Selectable 2WD / 4WD with Visco-Lok QE auto-locking front differential | |
| x | | x | |
| | | | |
| x | | x | |
| | | | |
| Oil | | Oil | |
| | | | |
| 25-in. Carlisle Trail Wolf / 12-in. steel | | 25-in. Carlisle Trail Wolf / 12-in. steel | |
| 211 x 116.8 x 124 cm | | 231 x 117 x 133 cm | |
| 26.7 cm | | 26.7 cm | |
| Front: 45 kg / Rear: 90 kg | | Front: 45 kg / Rear: 90 kg | |
| 590 kg | | 590 kg | |
| x | | x | |
| | | | |
| Prewired | | Prewired | |
| Orange | | Orange | |



OUTLANDER DPS

HANDLES WITH EASE.

Equipped with Dynamic Power Steering (DPS) for a smoother ride and more confident handling in all riding conditions.



* MAX version illustrated in the image

OUTLANDER DPS 450 T / MAX DPS 450 T



1-up version illustrated in the image

OUTLANDER DPS 570 T / MAX DPS 570 T



OUTLANDER DPS 570 T



OUTLANDER PRO 450/570



OUTLANDER PRO 450/570 T



| | KEY FEATURES | OUTLANDER DPS 450 T | OUTLANDER MAX DPS 450 T |
|-------------------------|------------------------------------------------------------------------------------------|--------------------------------------------------------|--------------------------------------------------------|
| Engines | Rotax engine options | 450 | 450 |
| | Horsepower | 38 hp | 38 hp |
| | Selectable 2WD / 4WD with Visco-Lok QE auto-locking front differential | Selectable 2WD / 4WD with Brake Traction Control (BTC) | Selectable 2WD / 4WD with Brake Traction Control (BTC) |
| | Tri-Mode Dynamic Power Steering (DPS) | x | x |
| | Speed Category | More than 60 km/h | More than 60 km/h |
| Suspension | Double A-Arm Front Suspension / Torsional Trailing Arm Independent (TTI) Rear Suspension | x | x |
| | Shocks | Oil | Oil |
| Tires / Wheels | Tires / Wheels | 25-in. Carlisle Trail Wolf / 12-in. steel | 25-in. Carlisle Trail Wolf / 12-in. steel |
| Dimensions / Capacities | Length / Width / Height | 211 x 116.8 x 124 cm | 231 x 117 x 133 cm |
| | Ground Clearance | 26.7 cm | 26.7 cm |
| | Rack Capacity: Front 54.4 kg / Rear 109 kg | x | x |
| | Towing Capacity | 750/335kg (with/without trailer brakes) | 750/335kg (with/without trailer brakes) |
| | Intelligent Throttle Control (ITC) | x | x |
| Features | Anti-Lock Braking System (ABS) | x | x |
| | Winch | Prewired | Prewired |
| | Bumpers | | |
| | Protection | | |
| | Package Extras | | |
| | Color Options | | |

| OUTLANDER DPS 570 T | | OUTLANDER MAX DPS 570 T |
|--------------------------------------------------------|--|--------------------------------------------------------|
| 570 | | 570 |
| 48 hp | | 48 hp |
| Selectable 2WD / 4WD with Brake Traction Control (BTC) | | Selectable 2WD / 4WD with Brake Traction Control (BTC) |
| x | | x |
| More than 60 km/h | | More than 60 km/h |
| x | | x |
| Oil | | Oil |
| 25-in. Carlisle Trail Wolf / 12-in. steel | | 25-in. Carlisle Trail Wolf / 12-in. steel |
| 211 x 116.8 x 124 cm | | 231 x 117 x 133 cm |
| 26.7 cm | | 26.7 cm |
| x | | x |
| 750/335kg (with/without trailer brakes) | | 750/335kg (with/without trailer brakes) |
| x | | x |
| x | | x |
| Prewired | | Prewired |
| | | |
| | | |
| | | |
| | | |

| OUTLANDER PRO 450 / 570 | |
|------------------------------------------------------------------------|------------------------------------------------------------------------|
| 450 | 570 |
| 38 hp | 48 hp |
| Selectable 2WD / 4WD with Visco-Lok QE auto-locking front differential | Selectable 2WD / 4WD with Visco-Lok QE auto-locking front differential |
| x | x |
| | |
| x | x |
| | |
| Oil | Oil |
| 26-in. Carlisle ACT HD / 12-in. steel* | 26-in. Carlisle ACT HD / 12-in. steel |
| 211 x 117 x 124 cm | 211 x 117 x 124 cm |
| 29.2 cm | 29.2 cm |
| x | x |
| 590 kg | 590 kg |
| x | x |
| | |
| Prewired | Prewired |
| | |
| | |
| | |
| PRO | PRO |

| OUTLANDER PRO 450 T / 570 T | |
|------------------------------------------------------------------------|------------------------------------------------------------------------|
| 450 | 570 |
| 38 hp | 48 hp |
| Selectable 2WD / 4WD with Visco-Lok QE auto-locking front differential | Selectable 2WD / 4WD with Visco-Lok QE auto-locking front differential |
| x | x |
| Up to 60 km/h | Up to 60 km/h |
| x | x |
| | |
| Oil | Oil |
| 26-in. Carlisle ACT HD / 12-in. steel | 26-in. Carlisle ACT HD / 12-in. steel |
| 211 x 117 x 124 cm | 211 x 117 x 124 cm |
| 29.2 cm | 29.2 cm |
| x | x |
| 750/335kg (with/without trailer brakes) | 750/335kg (with/without trailer brakes) |
| x | x |
| | |
| Prewired | Prewired |
| | |
| | |
| | |
| PRO | PRO |

COLOR CHART

- Orange
- Green



From its improved exterior protection features to factory installed winch and wind deflector, the XT leaves nothing to chance.

Six total drive wheels equal ultimate traction, everywhere. Low 'L' gear for challenging terrain, flat bed and extenders to carry a huge amount of gear.

We build heavy-duty 6x6 machines for you—and the work that goes with it. For tough terrain and working off-road, there's nothing like the additional traction from a 6x6 being driven by the torquey and efficient Rotax 450 engine.



OUTLANDER 6X6 PRO+ 450 T

| |
|---------------------------------------------------------------------------------------------------|
| OUTLANDER 6X6 PRO+ 450 T |
| 450 |
| 38 hp |
| Selectable 4WD / 6WD with Visco-Lok QE auto-locking front differential |
| x |
| Up to 60 km/h |
| Double Torsional Trailing arm Independent (TTI2) rear suspension Double A-arm front suspension |
| Oil |
| 26-in. Carlisle ACT HD / 12-in. cast-aluminum |
| 299 x 118.8 x 141 cm |
| 26.7 cm |
| Front: 54 kg Rear: 159 kg |
| 907 kg (trailer with brakes) |
| x |
| 1,361 kg WARN winch with roller fairlead |
| PRO+ |

 Iron Gray & Octane Blue
 Green

REDESIGNED
TO BE THE BEST,
FROM THE
RIDER DOWN

120^{cm}

WIDE STANCE

• 2" (5.1 CM) ADDED
WIDTH FOR BEST
STABILITY

UP TO

91

HORSEPOWER

**NEW ROTAX
1000R ENGINE**

• MOST POWERFUL
ATV ENGINE
ON THE MARKET
• ADAPTABLE
RIDING MODES

UP TO

750^{KG}

TOWING CAPACITY

• 10% MORE THAN
THE COMPETITION
• TOW & HAUL
WITH CAPABILITY
TO SPARE

The Outlander lineup is as diverse as riders like you. Any Outlander has the chops to take you farther than ever, but each model and package is geared to return even better capability: For hauling, mud riding, hunting, trails, and anywhere in between.

NEW SIDE PANELS

We examined and inspected every part to see if it could improve rider comfort, including the side panels, which are new this year to provide less heat soak, better engine ventilation, and noise isolation.

HORSEPOWER LEADERS

Cross shop any Outlander with the competition and you'll notice: We always have the most power. That's not a boast, that's engineering and design. It's power with reliability and ease-of-maintenance; a truly enjoyable ride with an unmistakable soundtrack.

ADAPTABLE RIDING MODES

Standard on all Outlander models, Intelligent Throttle Control (iTC) is what makes the Outlander and its Rotax engine so responsive and useful day-to-day. With adaptable riding modes, the iTC throttle-by-wire system ensures smooth power delivery via precise control.

EXPLORE
OUTLANDER
650/1000
LINEUP

OUTLANDER PRO

GET THE JOB DONE.

The Outlander PRO Package has been designed with one idea in mind: get the job done. It delivers more performance than you need to haul, tow and more. We won't say it will make work easy, but easier.

OUTLANDER PRO+

HANDLE THE WORST WITH EASE.

Outlander PRO+ Package is developed to correspond for all the working challenges even the hardest conditions. PRO+ is designed and tested in Scandinavia to ensure you can only focus on riding.

OUTLANDER XT

THE EXTRAS COME STANDARD.

More exterior protection, upgraded bumpers and winch ensure it's factory-fit for your next adventure.

PRO PACKAGE EXTRAS.

Relocated CVT air intake, double A-arm front suspension / TTI rear suspension with increased suspension pre-load, extra low L-gear, increased ground clearance (+25 mm), 26-in. Carlisle ACT HD tires, Tri-Mode Dynamic Power Steering (DPS), Visco-Lok QE auto-locking front differential and reinforced seat skin.

PRO+ PACKAGE EXTRAS.

All included in PRO PACKAGE plus: WARN winch, aluminum wheels & heated hand grips.

OUTLANDER PRO 650

| KEY FEATURES | |
|---------------------------------------------------------------------------------------------------------------|-----------------------------------------------------------|
| Rotax engine options | 650 |
| Horsepower | 59 hp |
| Drive train | Selectable 2WD / 4WD with Visco-Lok QE Front Differential |
| Tri-Mode Dynamic Power Steering (DPS) | x |
| Speed Category | |
| Archd double A-arm with front sway bar 23.3 cm travel Torsional Trailing arm Independent (TTI) 25.1 cm travel | x |
| Shocks | Oil |
| Tires / Wheels | 26-in. Carlisle ACT HD / 12-in. steel |
| Length / Width / Height | 218.4 x 122 x 126 cm |
| Ground Clearance | 30.5 cm |
| Rack Capacity | Front: 45 kg / Rear: 90 kg |
| Towing Capacity | 750 kg |
| Intelligent Throttle Control (ITC) | x |
| Anti-Lock Braking System (ABS) | |
| Winch | Prewired |
| Bumpers | |
| Protection | Mudguards |
| Package Extras | PRO |
| Color Options | |

OUTLANDER MAX PRO+ 650 T

| OUTLANDER MAX PRO+ 650 T | |
|-----------------------------------------------------------|--|
| 650 | |
| 59 hp | |
| Selectable 2WD / 4WD with Visco-Lok QE Front Differential | |
| x | |
| Up to 60 km/h | |
| x | |
| Oil | |
| 26-in. Carlisle ACT HD / 12-in. cast-aluminum | |
| 238.8 x 122 x 135 cm | |
| 30.5 cm | |
| 750/395kg (with/without trailer brakes) | |
| 750 kg (trailer with brakes) | |
| x | |
| 1,361 kg WARN winch with roller fairlead | |
| Mudguards | |
| PRO+ | |

OUTLANDER MAX XT 650

| OULANDER MAX XT 650 | |
|-----------------------------------------------------------|--|
| 650 | |
| 59 hp | |
| Selectable 2WD / 4WD with Visco-Lok QE Front Differential | |
| x | |
| x | |
| Oil | |
| 26-in. ITP Terracross / 14-in. cast-aluminum | |
| 239 x 122 x 135 cm | |
| 27.9 cm | |
| Front: 45 kg / Rear: 90 kg | |
| 750 kg | |
| x | |
| 1,361 kg WARN winch with roller fairlead | |
| Heavy-duty front & rear bumpers | |
| Handlebar wind deflectors, mudguards | |

OUTLANDER XT 650 T

| OUTLANDER XT 650 T | OUTLANDER MAX XT 650 T |
|--------------------------------------------------------|--------------------------------------------------------|
| 650 | 650 |
| 59 hp | 59 hp |
| Selectable 2WD / 4WD with Brake Traction Control (BTC) | Selectable 2WD / 4WD with Brake Traction Control (BTC) |
| x | x |
| More than 60 km/h | More than 60 km/h |
| x | x |
| Oil | Oil |
| 26-in. ITP Terracross / 14-in. cast-aluminum | 26-in. ITP Terracross / 14-in. cast-aluminum |
| 218.4 x 122 x 126 cm | 238.8 x 122 x 135 cm |
| 27.9 cm | 27.9 cm |
| 750/395kg (with/without trailer brakes) | 750/395kg (with/without trailer brakes) |
| 750 kg (trailer with brakes) | 750 kg (trailer with brakes) |
| x | x |
| x | x |
| 1,361 kg WARN winch with roller fairlead | 1,361 kg WARN winch with roller fairlead |
| Heavy-duty front and rear bumpers | Heavy-duty front and rear bumpers |
| Mudguards | Mudguards |

COLOR CHART

- Green
- Mossy Oak Break-Up Country Camo
- Iron Gray & Octane Blue
- Black & Can-Am Red



OUTLANDER XT-P

PERFORMANCE THAT GOES THE DISTANCE.

Fully-loaded for style and off-road speed with adjustable FOX 2.0 PODIUM shocks, 14" beadlock wheels and additional factory upgrades.



OUTLANDER MAX XT-P 1000R



OUTLANDER MAX XT-P 650/1000 T

OUTLANDER MAX LIMITED

FULLY-LOADED FROM THE GET-GO.

Supreme capability, style and versatility on top of the powerful 1000R Rotax engine. Handle weekend-long 2-up journeys and any conditions along the way.



OUTLANDER MAX LIMITED 1000R



OUTLANDER X xc

BUILT TO TACKLE THE EXTREME PRESENT.

For riders seeking the ultimate all-round performance and handling—with all of the finest factory-fit parts to create the ultimate cross-country-ready Outlander.



OUTLANDER X xc 1000R



OUTLANDER X xc 1000 T

| KEY FEATURES | | OUTLANDER MAX XT | | |
|-------------------------|----------------------------------------------------------------------------------------------------------------|---------------------------------------------------------------------------------|---------------------------------------------------------------------------------|---------------------------------------------------------------------------------|
| Engines | Rotax engine options | 1000R | 650 T | 1000 T |
| | Horsepower | 91 hp | 59 hp | 82 hp |
| | Drive train | Selectable 2WD / 4WD with Visco-Lok QE Front Differential | Selectable 2WD / 4WD with Brake Traction Control (BTC) | Selectable 2WD / 4WD with Brake Traction Control (BTC) |
| | Tri-Mode Dynamic Power Steering (DPS) | x | x | x |
| Suspension | Speed Category | | More than 60 km/h | More than 60 km/h |
| | Arched double A-arm with front sway bar 23.3 cm travel Torsional Trailing arm Independent (TTI) 25.1 cm travel | x | x | x |
| | Shocks | FOX PODIUM 1.5 QS3 | FOX PODIUM 1.5 QS3 | FOX PODIUM 1.5 QS3 |
| Tires / Wheels | Tires / Wheels | 26-in. ITP Terracross / 14-in. cast-aluminum beadlock | 26-in. ITP Terracross / 14-in. cast-aluminum beadlock | 26-in. ITP Terracross / 14-in. cast-aluminum beadlock |
| | | | | |
| Dimensions / Capacities | Length / Width / Height | 239 x 122 x 135 cm | 239 x 122 x 135 cm | 239 x 122 x 135 cm |
| | Ground Clearance | 27.9 cm | 27.9 cm | 27.9 cm |
| | Rack Capacity | Front: 45 kg / Rear: 90 kg | Front: 45 kg / Rear: 90 kg | Front: 45 kg / Rear: 90 kg |
| | Towing Capacity | 750 kg | 750/395kg (with/without trailer brakes) | 750/395kg (with/without trailer brakes) |
| Features | Intelligent Throttle Control (ITC) | x | x | x |
| | Anti-Lock Brake System (ABS) | | x | x |
| | Winch | 1,361 kg WARN winch with roller fairlead | 1,361 kg WARN winch with roller fairlead | 1,361 kg WARN winch with roller fairlead |
| | Bumpers | Heavy-duty front & rear bumpers | Heavy-duty front & rear bumpers | Heavy-duty front & rear bumpers |
| | Protection | Mudguards, aluminum taper-profile handlebar with wind deflectors and square pad | Mudguards, aluminum taper-profile handlebar with wind deflectors and square pad | Mudguards, aluminum taper-profile handlebar with wind deflectors and square pad |
| | | | | |
| | Color Options | | | |
| | | | | |

| OUTLANDER MAX LIMITED 1000R | |
|-----------------------------|-----------------------------------------------------------|
| | 1000R |
| | 91 hp |
| | Selectable 2WD / 4WD with Visco-Lok QE Front Differential |
| | x |
| | x |
| | FOX PODIUM1.5 QS3 |
| | 27-in. Maxxis Bighorn 2.0 / 14-in. cast-aluminum |
| | 239 x 122 x 135 cm |
| | 27.9 cm |
| | Front: 45 kg / Rear: 90 kg |
| | 750 kg |
| | x |
| | 1,361 kg WARN winch with roller fairlead |
| | Heavy-duty front & rear bumpers |
| | Mudguards |
| | |

| OUTLANDER X XC 1000R | |
|----------------------|-------------------------------------------------------------------------------------------------------------------------------------------------------|
| | 1000R |
| | 91 hp |
| | Selectable 2WD / 4WD with Visco-Lok QE Front Differential |
| | x |
| | x |
| | FOX PODIUM 1.5 RC2* |
| | *26-in. ITP Terracross / 14-in. cast-aluminum beadlock* |
| | 218 x 122 x 126 cm |
| | 27.9 cm |
| | Front: 45 kg / Rear: 90 kg |
| | 750 kg |
| | x |
| | Prewired |
| | Front bumper with pre-runner |
| | Aluminum taper-profile handlebar with wind deflectors and square pad Front, center & footwell aluminum skid plates HMWPE A-arms protectors, mudguards |
| | |

| OULANDER X xc 1000 T | |
|----------------------|-------------------------------------------------------------------------------------------------------------------------------------------------------|
| | 1000 |
| | 82 hp |
| | Selectable 2WD / 4WD with Brake Traction Control (BTC) |
| | x |
| | More than 60 km/h |
| | x |
| | FOX PODIUM 1.5 RC2 |
| | 26-in. ITP Terracross / 14-in. cast-aluminum beadlock |
| | 218 x 122 x 126 cm |
| | 27.9 cm |
| | Front: 45 kg / Rear: 90 kg |
| | 750/395kg (with/without trailer brakes) |
| | x |
| | x |
| | Prewired |
| | Aluminum taper-profile handlebar with wind deflectors and square pad Front, center & footwell aluminum skid plates HMWPE A-arms protectors, mudguards |
| | |



COLOR CHART

- Carbon Black & Sunburst Yellow
- Boreal Green
- Black, Hyper Silver & Viper Red

A rider wearing a blue and white helmet and gear is driving a green and black Can-Am Maverick X3 off-road vehicle through deep mud. The vehicle's headlights are on, and the front bumper is visible. The background is a dense forest with green foliage.

Built for extreme mud and wet terrain use, with added snorkel, exterior protection, and retuned suspension, engine, transmission—plus bog-ready wheels and tires.



OUTLANDER X mr 650



OUTLANDER X mr 1000R



THE CAVALRY HAS ARRIVED.

Whether you're hauling at capacity or climbing the closest mountain, added 6x6 traction, low 'L' gear, and dual level cargo box mean this Outlander loads and goes like no other ATV.



OUTLANDER MAX 6X6 PRO+ 1000 T





BUILT FOR LIFE AT THE TOP.

There's nothing like the additional torque from a 6x6 being driven by our powerful 82-hp Rotax 1000 V-Twin engine—this is the hardest-working ATV we build. PRO Package features fills even the highest standards — all ready for your next challenge.



OUTLANDER 6X6 PRO+ 650/1000 T

| | KEY FEATURES | OUTLANDER X mr 650/1000R | |
|----------------------------|---------------------------------------------------------------------------------------------|----------------------------------------------------------------------------------------|----------------------------------------------------------------------------------------|
| Engines | Rotax engine options | 650 | 1000R |
| | Horsepower | 59 hp | 91 hp |
| | Selectable 2WD / 4WD with Visco-Lok QE Front Differential | x | x |
| | Tri-Mode Dynamic Power Steering (DPS) | x | x |
| | Speed Category | | |
| Suspension | Double A-Arm Front Suspension / Torsional Trailing Arm Independent (TTI) Rear Suspension | Arched double A-arm with front sway bar Torsional Trailing arm Independent (TTI) | Arched double A-arm with front sway bar Torsional Trailing arm Independent (TTI) |
| | Shocks | Oil | "FOX PODIUM 1.5" |
| Tires / Wheels | Tires / Wheels | 28-in. ITP Mega Mayhem / 12-in. cast-aluminum | 30-in. ITP Cryptid / 14-in. cast-aluminum |
| Dimensions / Capacities | Length / Width / Height | 224 x 123 x 128 cm | 246 x 127 x 131 cm |
| | Ground Clearance | 29.9 cm | 33 cm |
| | Rack Capacity | Rear: 90 kg | Rear: 90 kg |
| | Towing Capacity | 750 kg | 750 kg |
| | Intelligent Throttle Control (ITC) | x | x |
| Features | Anti-Lock Braking System (ABS) | | |
| | Winch | 1,361 kg WARN winch with roller fairlead | 1,361 kg WARN winch with roller fairlead |
| | Bumpers | Heavy-duty front bumper | Heavy-duty front & rear bumpers |
| | Protection | Mud-riding footrests Mudguards | Mud-riding footrests Mudguards |
| | Package Extras | | |
| | Color Options |  |  |

| |
|-----------------------------------------------------------------------------------------------------------------------------------------------------------|
| OUTLANDER 6X6 DPS 650 |
| 650 |
| 59 hp |
| Selectable 4WD / 6WD with Visco-Lok QE auto-locking front differential |
| x |
| Arched double A-arm with front sway bar 23.3 cm travel Double Torsional Trailing arm Independent (T T12) with quick-release sway bar 25.1 cm travel |
| Oil |
| 26-in. Carlisle ACT radial / 12-in. cast-aluminum |
| 297 x 122 x 126 cm |
| 27.9 cm |
| Front: 45 kg / Rear: 318 kg |
| 850 kg |
| x |
| Prewired |

| |
|----------------------------------------------------------------------------------------------------------------------------------------------------------|
| OUTLANDER MAX 6X6 PRO+ 1000 T |
| 1000 |
| 82 hp |
| Selectable 4WD / 6WD with Visco-Lok QE auto-locking front differential |
| x |
| Up to 60 km/h |
| Arched double A-arm with front sway bar 23.3 cm travel Double Torsional Trailing arm Independent (TTI2) with quick-release sway bar 25.1 cm travel |
| Oil |
| 26-in. Carlisle ACT HD / 12-in. cast-aluminum |
| 317 x 122 x 141 cm |
| 27.9 cm |
| Front: 45 kg / Rear: 318 kg |
| 907/674kg (with/without trailer brakes) |
| x |
| 1,361 kg WARN winch with roller fairlead |
| PRO+ |

| OUTLANDER 6X6 PRO+ 650/1000 T | |
|-------------------------------------------------------------------------------------------------------------------------------------------------------------|-------------------------------------------------------------------------------------------------------------------------------------------------------------|
| 650 | 1000 |
| 59 hp | 82 hp |
| Selectable 4WD / 6WD with Visco-Lok QE auto-locking front differential | Selectable 4WD / 6WD with Visco-Lok QE auto-locking front differential |
| x | x |
| Up to 60 km/h | Up to 60 km/h |
| Arched double A-arm with front sway bar 23.3 cm travel Double Torsional Trailing arm Independent (TTI2) with quick-release sway bar 25.1 cm travel | Arched double A-arm with front sway bar 23.3 cm travel Double Torsional Trailing arm Independent (TTI2) with quick-release sway bar 25.1 cm travel |
| Oil | Oil |
| 26-in. Carlisle ACT HD / 12-in. cast-aluminum | 26-in. Carlisle ACT HD / 12-in. cast-aluminum |
| 297 x 122 x 126 cm | 297 x 122 x 126 cm |
| 27.9 cm | 27.9 cm |
| Front: 45 kg / Rear: 318 kg | Front: 45 kg / Rear: 318 kg |
| 907/674kg (with/without trailer brakes) | 907/674kg (with/without trailer brakes) |
| x | x |
| 1,361 kg WARN winch with roller fairlead | 1,361 kg WARN winch with roller fairlead |
| PRO+ | PRO+ |

PRO PACKAGE EXTRAS.
Relocated CVT air intake, double A-arm front suspension / TTI rear suspension with increased suspension pre-load, extra low L-gear, increased ground clearance (+25 mm), 26-in.

Carlisle ACT HD tires, Tri-Mode Dynamic Power Steering (DPS), Visco-Lok QE auto-locking front differential and reinforced seat skin.

PRO+ PACKAGE EXTRAS.
All included in PRO PACKAGE plus: WARN winch, aluminum wheels & heated hand grips

- Iron Gray & Manta Green
- Black & Platinum Silver
- Pure Magnesium
- Green



can-am
RENEGADE

Everything you need in a performance ATV—just add throttle. The Renegade takes all of our race-winning, mud-bogging, trail-running heritage for an experience on four wheels this side of heavenly.

can-am
DS

From the age of 10 and up, the Can-Am DS lineup teaches young riders that they don't have to have a driver's license to experience world-class design, quality, and reliability.

EXPLORE
RENEGADE
LINEUP

RENEGADE X xc

BE A CROSS COUNTRY CHAMPION.

Combining trail-handling adaptability with race-ready suspension, it adjusts for challenges so agilely, you'll think they moved out of the way.

RENEGADE X mr

THE MUD HAS MET ITS MATCH.

If looks alone could crush an unforgiving terrain, than this is the machine. From the mud tires to the snorkeled engine, the deeper the end, the fiercer it gets.

EXPLORE
YOUTH
LINEUP

DS 90

SMALL ATV,
BIG SMILES.

The DS 90 gives riders aged 10 and up a more thrilling, connected riding experience—with a throttle limiter for full speed control.

DS 90 X

LOOKS TOUGH,
IS TOUGH.

Long-travel suspension for the DS 90 X improves the ride and enhances race-inspired capability for enthusiastic riders aged 10 and up.



Renegade T models



RENEGADE X xc 650



RENEGADE X xc 1000



RENEGADE X mr 1000R

| | KEY FEATURES | | | | |
|-------------------------|-------------------------------------------------------------------------------------------------|--------------------------------------------------------------------------------------------------|-------------------------------------------------------------------------------------------------------------|--------------------------------------------------------------------------------------------------|-------------------------------------------------------------------------------------------------------------|
| | X xc 650 | X XC 650 T | X xc 1000 | X xc 1000 T | RENEGADE X mr |
| Engines | Rotax engine options | 650 | 650 | 1000R | 1000 |
| | Horsepower | 59 hp | 59 hp | 91 hp | 82 hp |
| | Drive train | Visco-Lok QE | Selectable 2WD / 4WD with Brake Traction Control (BTC) | Selectable 2WD / 4WD with Visco-Lok QE front differential | Selectable 2WD / 4WD with Brake Traction Control (BTC) |
| | Tri-Mode Dynamic Power Steering (DPS) | x | x | x | x |
| | Speed Category | More than 60 km/h | | More than 60 km/h | |
| Suspension | Arched Double A-Arm Front Suspension / Torsional Trailing Arm Independent (TTI) Rear Suspension | x | x | x | x |
| | Shocks | FOX PODIUM 1.5 RC2 | FOX PODIUM 1.5 RC2 | FOX= PODIUM= 1.5 RC2 | FOX PODIUM 1.5 RC2 |
| | Tires / Wheels | 25-in. ITP Holeshot ATR 12-in. cast-aluminum beadlock | 25-in. ITP Holeshot ATR 12-in. cast-aluminum beadlocks | 25-in. ITP Holeshot ATR 12-in. cast-aluminum beadlock | 30-in. ITP Cryptid 14-in. cast-aluminum beadlock |
| Dimensions / Capacities | Length / Width / Height* | 218 x 122 x 124 cm | 218.4 x 122 x 124 cm | 218 x 122 x 124 cm | 218.4 x 122 x 124 cm |
| | Ground Clearance | 26.7 cm | 26.7 cm | 26.7 cm | 26.7 cm |
| | 35 lb (16 kg) Rack Capacity | x | x | x | x |
| | 590 kg Towing Capacity | x | 660/335kg (with/without trailer brakes) | x | 660/335kg (with/without trailer brakes) |
| Features | Intelligent Throttle Control (ITC) | x | x | x | x |
| | Anti-Lock Braking System (ABS) | | x | | x |
| | Winch | Prewired | Prewired | Prewired | Prewired |
| | Bumpers | Front bumper | Front bumper | Front bumper | Front bumper |
| | Protection | Aluminum taper-profile handlebar with wind deflectors and square pad, front & central skid plate | Aluminum taper-profile handlebar with wind deflectors and square pad, front & central skid plate, mudguards | Aluminum taper-profile handlebar with wind deflectors and square pad, front & central skid plate | Aluminum taper-profile handlebar with wind deflectors and square pad, front & central skid plate, mudguards |
| | Color Options | Black, Gray & Sunburst Yellow | Black, Gray & Sunburst Yellow | Black & Can-Am Red | Black & Can-Am Red |
| | | | | Black & Can-Am Red | Black & Can-Am Red |



DS 90



DS 90 X

| | KEY FEATURES | |
|----------------|------------------------------------------------------------------------------------------------------------|-------------------------------------------------------------------------------------------------------|
| | DS 90 | DS 90 X |
| Engines | Engine | 90 |
| | Starting Driving Age | 10 and Up |
| | A-Arm Independent Front Suspension / Swingarm Rear Suspension | x |
| Suspensions | Shocks | Oil |
| | Tires / Wheels | Double A-Arm Front Suspension |
| Tires / Wheels | Front Tires : Duro Thrasher 19 x 7 x 8 in. Rear Tires: Duro Power Trail 18 x 9.5 x 8 in. / 8" Steel Wheels | Front Tires: Kenda Claw 20 x 6 x 10 in. Rear Tires: Kenda Claw 18 x 10.5 x 8 in. / 8" Aluminum Wheels |
| Features | Length / Width / Height | HPG Piggyback |
| | Color Options | 152 x 90.5 x 93.5 cm |
| | Can-Am Red | 152 x 111 x 97cm |
| | | Black & Can-Am Red |



EXCLUSIVE CAN-AM FEATURES

SSV POWER LEADER IN EVERY CLASS

ROTAX ENGINE

Rotax engines have become some of the most sought after engines, admired for their precision, performance and reliability.

SUSPENSIONS

Maximize bump absorption with the TTI and TTA. The Torsional Trailing A-Arms (TTA) designed specifically for utility and recreational usage will provide a smooth ride whatever the terrain, while the Torsional Trailing Arm Independent suspension (TTI) ensures the vehicle moves only in the direction you point it, resulting in better traction and optimal transfer of power to the ground.

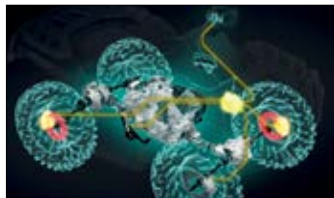
BRAKE AND TRACTION CONTROL SYSTEM

The new Maverick Trail DPS & Maverick Sport DPS T vehicles come standard with innovative Brake and Traction Control System which maximizes the vehicle's confidence, stability & grip in all terrains.

ATV

ROTAX ENGINE

We start building every Can-Am ATV with a Rotax engine featuring best-in-class power and industry-leading power-to-weight ratio. The whole ATV is designed to work with this power, to give you a true performance edge. That's true for all of our signature engines.



ABS TECHNOLOGY

The ABS technology applied to the Can-Am ATVs not only maintains stability when braking on slick surfaces, but gives consistent, predictable responsiveness by preventing wheel lockup on any terrain.

EU-HOMOLOGATION

All T models are homologated under the EU tractor category (167/2013/EC). The models outside the T category are not homologated for public road usage.

E10

DPS

Dynamic Power Steering (DPS) improves steering feel in low-speed working situations and in more technical terrain. It's also designed to offer less assistance at high speeds and more assistance at low speeds.

ERGONOMICS

We don't just put a seat onto an excellently performing machine, we design the entire vehicle around you. The seat position and cushion are designed to maximize comfort and offer an optimal position for the rider so you can keep going on the trail!

LinQ

The exclusive LinQ quick-attach system that enables you to add and remove Can-Am accessories in just seconds, including trunk boxes, modular bags, rack extensions and more.

VISCO-LOK

Our exclusive progressive auto-locking front differential constantly monitors front-wheel speed. If it detects one wheel spinning faster than the other, it sends more power to the wheel with better traction. The rider doesn't have to do anything to activate it. And the Visco-Lok auto-locking front differential comes without a speed limiter.

EXPLORE AN ENTIRE WORLD OF ADVENTURE WITH ALL OF OUR BRP PRODUCTS. [BRP.COM](https://www.brp.com)



ski-doo LYNX SEADOO EVINRUDE ROTAX can-am